



- For applications based on the Mapping 500K probe array, use only ovens that bear the label "Approved for 500K" on the front of the oven.
- This label confirms that Affymetrix has successfully performed a validated calibration procedure on the oven using traceable temperature measuring probes specific to the needs of the Mapping 500K array.




- Do not attempt to monitor the thermal performance of the oven using non-Affymetrix temperature probes. Affymetrix calibrates the temperature profile at the factory to ensure proper operation.



- For light sensitive reagents, cover the front glass from the outside only.



- Do not adjust the position of the inlet vent louver located on the floor of the oven.
- The metal tab must be oriented approximately 15° as shown.
- The vent louvers must be directed towards the oven front door panel.




AFFYMETRIX, INC.

3420 Central Expressway
 Santa Clara, CA 95051 USA
 Tel: 1-888-362-2447 (1-888-DNA-CHIP)
 Fax: 1-408-731-5441
 support@affymetrix.com

WWW.AFFYMETRIX.COM

P/N 08-0253 Rev. A

For Research Use Only. Not For Use In Diagnostic Procedures. www.Affymetrix.com

©2006 Affymetrix, Inc. All rights reserved. Affymetrix®, , GeneChip®, HuSNP®, GenFlex®, Flying Objective™, CustomExpress®, CustomSeq®, NetAffx™, Tools To Take You As Far As Your Vision®, The Way Ahead™, Powered by Affymetrix™, and GeneChip-compatible™ are trademarks of Affymetrix, Inc.



Quick Reference Card

Hybridization 640 Oven Best Practices

THIS QUICK REFERENCE CARD WAS DEVELOPED TO AID IN THE PROPER USE OF THE HYBRIDIZATION 640 OVEN.

- Never stack ovens.




- Place ovens away from air conditioning units

- Ensure proper amount of free space around oven.



- Allow for adequate air flow, i.e., do not block the vent.



- Balance the carousel as best possible using filled or unfilled probe array trays.



- Use a tray retainer (p/n 100-0026) to secure the probe arrays.

